

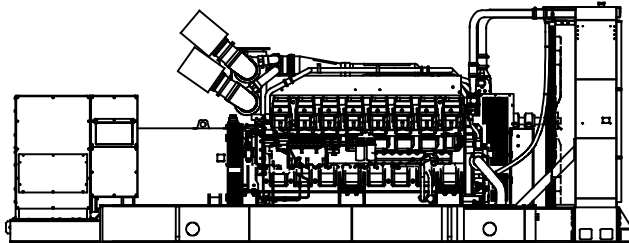


**Tier 2 EPA-Certified for Stationary Emergency Applications**

### Ratings Range

60 Hz

Standby:	kW	1590-2000
	kVA	1988-2500
Prime:	kW	1440-1820
	kVA	1800-2275



### Standard Features

- Kohler Co. provides one-source responsibility for the generating system and accessories.
- Approved for use with certified renewable Hydrotreated Vegetable Oil (HVO) / Renewable Diesel (RD) fuels compliant with EN15940 / ASTM D975.
- The generator set and its components are prototype-tested, factory-built, and production-tested.
- The 60 Hz generator set offers a UL 2200 listing.
- The generator set accepts rated load in one step.
- The 60 Hz generator set meets NFPA 110, Level 1, when equipped with the necessary accessories and installed per NFPA standards.
- A standard one-year limited warranty covers all generator set systems and components. Two-, five-, and ten-year extended limited warranties are also available.
- Alternator features:
  - The pilot-excited, permanent magnet (PM) alternator provides superior short-circuit capability.
  - Additional alternator voltages are available including 12.47 kV, 13.2 kV, and 13.8 kV medium voltages. Contact your local distributor for more detailed information.
  - The brushless, rotating-field alternator has broadrange reconnectability.
- Other features:
  - Kohler designed controllers for one-source system integration and remote communication. See Controllers on page 3.
  - The low coolant level shutdown prevents overheating (standard on radiator models only).
  - An electronic, isochronous governor delivers precise frequency regulation.
  - Multiple circuit breaker configurations.

### Generator Set Ratings

Alternator	Voltage	Ph	Hz	150°C Rise Standby Rating		130°C Rise Standby Rating		125°C Rise Prime Rating		105°C Rise Prime Rating	
				kW/kVA	Amps	kW/kVA	Amps	kW/kVA	Amps	kW/kVA	Amps
7M4054	220/380	3	60	1590/1988	3020	1590/1988	3020	1440/1800	2735	1440/1800	2735
	240/416	3	60	1840/2300	3192	1840/2300	3192	1800/2250	3123	1680/2100	2915
	277/480	3	60	2000/2500	3007	2000/2500	3007	1820/2275	2736	1820/2275	2736
7M4056	220/380	3	60	1850/2313	3513	1790/2238	3400	1750/2188	3324	1650/2063	3134
	240/416	3	60	2000/2500	3470	1950/2438	3383	1820/2275	3157	1780/2225	3088
	277/480	3	60	2000/2500	3007	2000/2500	3007	1820/2275	2736	1820/2275	2736
7M4058	220/380	3	60	2000/2500	3798	1950/2438	3703	1820/2275	3457	1790/2238	3400
	240/416	3	60	2000/2500	3470	2000/2500	3470	1820/2275	3157	1820/2275	3157
	277/480	3	60	2000/2500	3007	2000/2500	3007	1820/2275	2736	1820/2275	2736
7M4176	220/380	3	60	2000/2500	3798	2000/2500	3798	1820/2275	3457	1820/2275	3457
7M4292	347/600	3	60	2000/2500	2406	2000/2500	2406	1820/2275	2189	1820/2275	2189
7M4374	2400/4160	3	60	2000/2500	347	2000/2500	347	1820/2275	316	1820/2275	316

RATINGS: All three-phase units are rated at 0.8 power factor. *Standby Ratings:* The standby rating is applicable to varying loads for the duration of a power outage. There is no overload capability for this rating. *Prime Power Ratings:* At varying load, the number of generator set operating hours is unlimited. A 10% overload capacity is available for one hour in twelve. Ratings are in accordance with ISO-8528-1 and ISO-3046-1. For limited running time and continuous ratings, consult the factory. Obtain technical information bulletin (TIB-101) for ratings guidelines, complete ratings definitions, and site condition derates. The generator set manufacturer reserves the right to change the design or specifications without notice and without any obligation or liability whatsoever.

# Alternator Specifications

Specifications	Alternator
Type	4-Pole, Rotating-Field
Exciter type	Brushless, Permanent-Magnet Pilot Exciter
Voltage regulator	Solid State, Volts/Hz
Insulation:	NEMA MG1
Material	Class H, Synthetic, Nonhygroscopic
Temperature rise	130°C, 150°C Standby
Bearing: quantity, type	1, Sealed
Coupling	Flexible Disc
Amortisseur windings	Full
Rotor balancing	125%
Voltage regulation, no-load to full-load	Controller Dependent
One-step load acceptance	100% of Rating
Unbalanced load capability	100% of Rated Standby Current
Peak motor starting kVA:	(35% dip for voltages below)
480 V      7M4054 (4 bus bar)	7000
480 V      7M4056 (4 bus bar)	7200
480 V      7M4058 (4 bus bar)	11000
380 V      7M4176 (4 bus bar)	5400
600 V      7M4292 (4 bus bar)	4250
4160 V     7M4374 (6 lead)	6200

- NEMA MG1, IEEE, and ANSI standards compliance for temperature rise and motor starting.
- Sustained short-circuit current of up to 300% of the rated current for up to 10 seconds.
- Sustained short-circuit current enabling downstream circuit breakers to trip without collapsing the alternator field.
- Self-ventilated and dripproof construction.
- Superior voltage waveform from two-thirds pitch windings and skewed stator.
- Digital solid-state, volts-per-hertz voltage regulator with  $\pm 0.25\%$  no-load to full-load regulation.
- Brushless alternator with brushless pilot exciter for excellent load response.

## Application Data

### Engine

Engine Specifications	
Manufacturer	Mitsubishi
Engine model	S16R-Y2PTAW2-1
Engine type	4-Cycle, Turbocharged
Cylinder arrangement	16 V
Displacement, L (cu. in.)	65.4 (3989)
Bore and stroke, mm (in.)	170 x 180 (6.69 x 7.09)
Compression ratio	14.0:1
Piston speed, m/min. (ft./min.)	648 (2126)
Main bearings: quantity, type	9, Precision Half-Shell
Rated rpm	1800
Max. power at rated rpm, kWm (BHP)	2180 (2923)
Cylinder head material	Cast Iron
Crankshaft material	Forged Steel
Governor type	Electronic
Frequency regulation, no-load to full-load	Isochronous
Frequency regulation, steady state	$\pm 0.25\%$
Frequency	Fixed
Air cleaner type, all models	Dry

### Exhaust

Exhaust System	
Exhaust manifold type	Dry
Exhaust flow at rated kW, m <sup>3</sup> /min. (cfm)	544 (19209)
Exhaust temperature at rated kW, dry exhaust, °C (°F)	526 (979)
Maximum allowable back pressure, kPa (in. Hg)	5.1 (1.5)
Exhaust outlet size at engine hookup, mm (in.)	See ADV drawing

### Engine Electrical

Engine Electrical System		
Battery charging alternator:		
Ground (negative/positive)		Negative
Volts (DC)		24
Ampere rating		30
Starter motor rated voltage (DC)		Dual, 24
Battery, recommended cold cranking amps (CCA):		
Quantity, CCA rating each		Four, 1150
Battery voltage (DC)		12

### Fuel

Fuel System	
Fuel supply line, min. ID, mm (in.)	19 (0.75)
Fuel return line, min. ID, mm (in.)	19 (0.75)
Max. lift, engine-driven fuel pump, m (ft.)	1.0 (3.0)
Max. fuel flow, Lph (gph)	660 (174)
Max. fuel pump restriction, kPa (in. Hg)	10 (3.0)
Max. return line restriction, kPa (in. Hg)	20 (5.9)
Fuel filter: quantity, type	4, Secondary
Recommended fuel	#2 Diesel / HVO / RD

### Lubrication

Lubricating System	
Type	Full Pressure
Oil pan capacity, L (qt.) §	200 (211)
Oil pan capacity with filter, L (qt.) §	230 (243)
Oil filter: quantity, type §	4, Cartridge
Oil cooler	Water-Cooled
§ Kohler recommends the use of Kohler Genuine oil and filters.	

# Application Data

## Cooling

Radiator System	
Ambient temperature, °C (°F)*	40 (104)
Engine jacket water capacity, L (gal.)	170 (44.9)
Radiator system capacity, including engine, L (gal.)	367 (96.9)
Engine jacket water flow, Lpm (gpm)	1850 (489)
Charge cooler water flow, Lpm (gpm)	920 (243)
Heat rejected to cooling water at rated kW, dry exhaust, kW (Btu/min.)	780 (44374)
Heat rejected to charge cooler water at rated kW, dry exhaust, kW (Btu/min.)	780 (44374)
Water pump type	Centrifugal
Fan diameter, including blades, mm (in.)	2057 (81)
Fan kWm (HP)	81 (109)
Max. restriction of cooling air, intake and discharge side of radiator, kPa (in. H <sub>2</sub> O)	0.125 (0.5)

High Ambient Radiator System	
Ambient temperature, °C (°F)*	50 (122)
Engine jacket water capacity, L (gal.)	170 (44.9)
Radiator system capacity, including engine, L (gal.)	386 (102)
Engine jacket water flow, Lpm (gpm)	1850 (489)
Charge cooler water flow, Lpm (gpm)	920 (243)
Heat rejected to cooling water at rated kW, dry exhaust, kW (Btu/min.)	780 (44374)
Heat rejected to charge cooler water at rated kW, dry exhaust, kW (Btu/min.)	780 (44374)
Water pump type	Centrifugal
Fan diameter, including blades, mm (in.)	2362 (93)
Fan kWm (HP)	63 (84)
Max. restriction of cooling air, intake and discharge side of radiator, kPa (in. H <sub>2</sub> O)	0.125 (0.5)
* Enclosure with enclosed silencer reduces ambient temperature capability by 5°C (9°F).	

Remote Radiator System†	
Exhaust manifold type	Dry
Connection sizes:	
Jacket water engine inlet, mm (in.)	95 (3.75)
Jacket water engine outlet, mm (in.)	95 (3.75)
Intercooler water engine inlet, mm (in.)	83 (3.25)
Intercooler water engine outlet, mm (in.)	83 (3.25)
Static head allowable above engine, kPa (ft. H <sub>2</sub> O)	98 (32.8)

† Contact your local distributor for cooling system options and specifications based on your specific requirements.

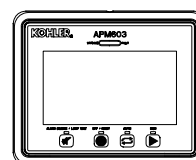
## Operation Requirements

Air Requirements	
Radiator-cooled cooling air, m <sup>3</sup> /min. (scfm)‡	2209 (78000)
High ambient radiator-cooled cooling air, m <sup>3</sup> /min. (scfm)‡	2718 (96000)
Cooling air required for generator set when equipped with city water cooling or remote radiator, based on 14°C (25°F) rise, m <sup>3</sup> /min. (scfm)‡	991 (35100)
Combustion air, m <sup>3</sup> /min. (cfm)	206 (7274)
Heat rejected to ambient air:	
Engine, kW (Btu/min.)	180 (10240)
Alternator, kW (Btu/min.)	97 (5516)
‡ Air density = 1.20 kg/m <sup>3</sup> (0.075 lbm/ft <sup>3</sup> )	

Fuel Consumption**	
Diesel, Lph (gph) at % load	Standby Rating
100%	606 (160.1)
75%	442 (116.8)
50%	299 (79.0)
25%	164 (43.2)
Diesel, Lph (gph) at % load	Prime Rating
100%	536 (141.6)
75%	403 (106.6)
50%	271 (71.6)
25%	154 (40.6)

\*\* Volumetric Fuel consumption is up to 4% higher when using HVO/RD than #2 ULSD.

## Controllers




### APM603 Controller

Provides advanced control, system monitoring, and system diagnostics for optimum performance and compatibility.

- 7-inch graphic display with touch screen and menu control provides easy local data access
- Measurements are selectable in metric or English units
- Paralleling capability to control up to 8 generators on an isolated bus with first-on logic, synchronizer, kW and kVAR load sharing, and protective relays
- Note: Parallel with other APM603 controllers only
- Generator management to turn paralleled generators off and on as required by load demand
- Load management to connect and disconnect loads as required
- Controller supports Modbus® RTU, Modbus® TCP, SNMP and BACnet®
- Integrated voltage regulator with ±0.25% regulation
- Built-in alternator thermal overload protection
- UL-listed overcurrent protective device
- NFPA 110 Level 1 capability

Refer to G6-162 for additional controller features and accessories.



### Decision-Maker® 6000 Paralleling Controller

Provides advanced control, system monitoring, and system diagnostics with remote monitoring capabilities for paralleling multiple generator sets.

- Paralleling capability to control up to 8 generators on an isolated bus with first-on logic, synchronizer, kW and kVAR load sharing, and protective relays
  - Note: Parallel with other Decision-Maker® 6000 controllers only
  - Digital display and keypad provide easy local data access
  - Measurements are selectable in metric or English units
  - Remote communication thru a PC via network or modem configuration
  - Controller supports Modbus® protocol
  - Integrated voltage regulator with ±0.25% regulation
  - Built-in alternator thermal overload protection
  - NFPA 110 Level 1 capability
- Refer to G6-107 for additional controller features and accessories.

Modbus® is a registered trademark of Schneider Electric.  
BACnet® is a registered trademark of ASHRAE.

## Standard Features

- Alternator Protection
- Alternator Strip Heater (standard on 3300 volt and above)
- Customer Connection (Decision-Maker® 6000 controller only)
- Local Emergency Stop Switch
- Oil Drain Extension
- Operation and Installation Literature
- Radiator Core Guard

## Available Options

### Circuit Breakers

- | Type   | Rating                        | Operation  |
|--|-------------------------------|--|
| <input type="checkbox"/> Magnetic Trip                         | <input type="checkbox"/> 80%  |  |
| <input type="checkbox"/> Thermal Magnetic Trip                 | <input type="checkbox"/> 100% |  |
| <input type="checkbox"/> Electronic Trip (LI)                  |                               | <input type="checkbox"/> Manual                                  |
| <input type="checkbox"/> Electronic Trip with Short Time (LSI) |                               | <input type="checkbox"/> Electrically Operated (for paralleling) |

### Circuit Breaker Mounting

- Generator Mounted
- Remote Mounted
- Bus Bar (for remote mounted breakers)

### Approvals and Listings

- HCAI Pre-Approval
- CSA Certified
- IBC Seismic Certification
- UL 2200 Listing

### Enclosed Unit

- Sound Enclosure/Fuel Tank Package
- Weather Enclosure/Fuel Tank Package

### Open Unit

- Exhaust Silencer, Hospital (kit: PA-361627)
- Exhaust Silencer, Critical (kit: PA-361625)
- Flexible Exhaust Connector, Stainless Steel

### Fuel System

- Flexible Fuel Lines
- Fuel Pressure Gauge
- Fuel/Water Separator

### Controller

- Common Failure Relay
- Communication Products and PC Software
- Dry Contact (isolated alarm) (Decision-Maker®6000 controllers only)
- Input/Output, Digital (APM603 controller only; included with paralleling kit)
- Lockable Emergency Stop Switch
- Manual Key Switch (APM603 controller only)
- Prime Power Switch (Decision-Maker®6000 controllers only)
- Remote Emergency Stop Switch
- Remote Mounting Cable
- Remote Serial Annunciator Panel
- Run Relay (Standard with APM603 controller)

### Cooling System

- Block Heater; 9000 W, 208 V, 1 Ph
- Block Heater; 9000 W, 240 V, (Select 1 Ph or 3 Ph)
- Block Heater; 9000 W, 380 V, 3 Ph

- Block Heater; 9000 W, 480 V, (Select 1 Ph or 3 Ph) Required for Ambient Temperatures Below 0°C (32°F)

- High Ambient Radiator
- Remote Radiator Cooling Setup

### Electrical System

- Alternator Strip Heater (available up to 600 volt)
- Battery
- Battery Charger, Equalize/Float Type
- Battery Heater
- Battery Rack and Cables

### Paralleling System

- Voltage Sensing (Decision-Maker® 6000 controller only)

### Miscellaneous

- Air Cleaner, Heavy Duty
- Air Cleaner Restriction Indicator
- Crankcase Emission Canister
- Engine Fluids (oil and coolant) Added
- Oil Temperature Gauge
- Rated Power Factor Testing
- Spring Isolators

### Literature

- General Maintenance
- NFPA 110
- Overhaul
- Production

### Warranty

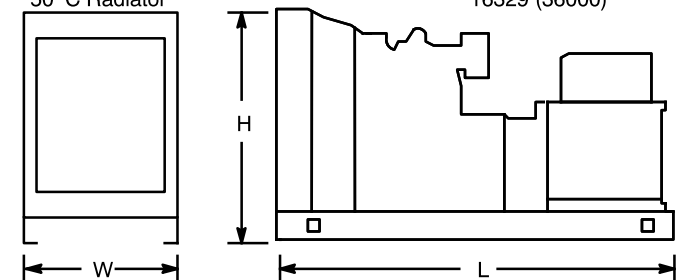
- 2-Year Basic Limited Warranty
- 2-Year Prime Limited Warranty
- 5-Year Basic Limited Warranty
- 5-Year Comprehensive Limited Warranty
- 10-Year Major Components Limited Warranty

### Dimensions and Weights

Overall Size, L x W x H, max., mm (in.):

40°C Radiator	6724 x 2430 x 2606 (264.7 x 95.7 x 102.6)
50°C Radiator	6774 x 2766 x 3089 (266.7 x 108.9 x 121.6)

Weight 40°C Radiator, wet, max., kg (lb.):	15422 (34000)
50°C Radiator	16329 (36000)



Note: This drawing is provided for reference only and should not be used for planning the installation. Contact your local distributor for more detailed information.

## DISTRIBUTED BY: