

KDxxxx designates a generator set with a Tier 2 EPA-Certified engine.  
KDxxxx-F designates a 60 Hz generator set with a fuel optimized engine.

### Ratings Range

		<b>60 Hz</b>
<b>Standby:</b>	<b>kW</b>	2210- 2250
	<b>kVA</b>	2762- 2812
<b>Prime:</b>	<b>kW</b>	1980- 2040
	<b>kVA</b>	2475- 2550



### Standard Features

- Kohler Co. provides one-source responsibility for the generating system and accessories.
- Approved for use with certified renewable Hydrotreated Vegetable Oil (HVO) / Renewable Diesel (RD) fuels compliant with EN15940 / ASTM D975.
- The generator set and its components are prototype-tested, factory-built, and production-tested.
- The 60 Hz generator set offers a UL 2200 listing.
- The generator set accepts rated load in one step.
- The 60 Hz generator set meets NFPA 110, Level 1, when equipped with the necessary accessories and installed per NFPA standards.
- A standard three-year or 1000-hour limited warranty for standby applications. Five-year basic, five-year comprehensive, and ten-year extended limited warranties are also available.
- A standard two-year or 8700-hour limited warranty for prime power applications.
- Other features:
  - Kohler designed controllers for one-source system integration and remote communication. See Controllers on page 4.
  - The low coolant level shutdown prevents overheating (standard on radiator models only).

### General Specifications

Orderable Generator Model Number	GMKD2250
Manufacturer	Kohler
Engine: model	KD62V12
Alternator Choices	KH05790TO4D KH06220TO4D KH06930TO4D KH07000TO4D KH07630TO4D KH07770TO4D KH08100TO4D KH08430TO4D KH09270TO4D
Performance Class	Per ISO 8528-5
One Step Load Acceptance	100%
Voltage	Wye, 600 V, 4160 V, or 6600- 13800 V
Controller	APM603, APM802
Fuel Tank Capacity, L (gal.)	8577- 16383 (2266- 4328)
Fuel Consumption, L/hr (gal./hr) 100% at Standby	632 (167.1)
Fuel Consumption, L/hr (gal./hr) 100% at Prime Power	592 (156.5)
Emission Level Compliance (KDxxxx)	Tier 2
Open Unit Noise Level @ 7 m dB(A) at Rated Load	—
Data Center Continuous (DCC) Rating (Refer to TIB-101 for definitions)	Same as the Standby Rating below

### Generator Set Ratings

Alternator	Voltage	Ph	Hz	150°C Rise Standby Rating		130°C Rise Standby Rating		125°C Rise Prime Rating		105°C Rise Prime Rating	
				kW/kVA	Amps	kW/kVA	Amps	kW/kVA	Amps	kW/kVA	Amps
KH07770TO4D	220/380	3	60	2250/2812	4273	2210/2762	4197	2040/2550	3875	1980/2475	3761
	240/416	3	60	2250/2812	3903	2250/2812	3903	2040/2550	3540	2040/2550	3540
	347/600	3	60	2250/2812	2706	2250/2812	2706	2040/2550	2454	2040/2550	2454
KH08430TO4D	220/380	3	60	2250/2812	4273	2250/2812	4273	2040/2550	3874	2040/2550	3874
	240/416	3	60	2250/2812	3903	2250/2812	3903	2040/2550	3540	2040/2550	3540
	277/480	3	60	2250/2812	3383	2250/2812	3383	2040/2550	3068	2040/2550	3068
	347/600	3	60	2250/2812	2706	2250/2812	2706	2040/2550	2454	2040/2550	2454
KH07000TO4D	2400/4160	3	60	2250/2812	391	2250/2812	391	2040/2550	354	2040/2550	354
	347/600	3	60	2250/2812	2706	2250/2812	2706	2040/2550	2454	2040/2550	2454
KH06220TO4D	2400/4160	3	60	2250/2812	391	2250/2812	391	2040/2550	354	2040/2550	354
	2400/4160	3	60	2250/2812	391	2250/2812	391	2040/2550	354	2000/2500	347

RATINGS: All three-phase units are rated at 0.8 power factor. *Standby Ratings:* The standby rating is applicable to varying loads for the duration of a power outage. There is no overload capability for this rating. *Prime Power Ratings:* At varying load, the number of generator set operating hours is unlimited. A 10% overload capacity is available for one hour in twelve. Ratings are in accordance with ISO-8528-1 and ISO-3046-1. For limited running time and continuous ratings, consult the factory. Obtain technical information bulletin (TIB-101) for ratings guidelines, complete ratings definitions, and site condition derates. The generator set manufacturer reserves the right to change the design or specifications without notice and without any obligation or liability whatsoever.



**Industrial Diesel Generator Set - KD2250**  
**Tier 2 EPA-Certified for Stationary Emergency Applications**

Alternator	Voltage	Ph	Hz	130°C Rise Standby Rating		105°C Rise Prime Rating	
				kW/kVA	Amps	kW/kVA	Amps
KH07630TO4D	3810/6600	3	60	2250/2812	246	2040/2550	224
	7200/12470	3	60	2250/2812	131	2040/2550	119
	7620/13200	3	60	2250/2812	123	2040/2550	112
	7970/13800	3	60	2250/2812	118	2040/2550	107
KH08100TO4D	3810/6600	3	60	2250/2812	246	2040/2550	224
	7200/12470	3	60	2250/2812	131	2040/2550	119
	7620/13200	3	60	2250/2812	123	2040/2550	112
	7970/13800	3	60	2250/2812	118	2040/2550	107
KH09270TO4D	3810/6600	3	60	2250/2812	246	2040/2550	224
	7200/12470	3	60	2250/2812	131	2040/2550	119
	7620/13200	3	60	2250/2812	123	2040/2550	112
	7970/13800	3	60	2250/2812	118	2040/2550	107

Engine Specifications	60 Hz
Manufacturer	Kohler
Engine: model	KD62V12
Engine: type	4-Cycle, Turbocharged, Intercooled
Cylinder arrangement	12-V
Displacement, L (cu. in.)	62 (3783)
Bore and stroke, mm (in.)	175 x 215 (6.89 x 8.46)
Compression ratio	16.0:1
Piston speed, m/min. (ft./min.)	774 (2539)
Main bearings: quantity, type	7, Precision Half Shells
Rated rpm	1800
Max. power at rated rpm, kWm (BHP)	2500 (3352)
Cylinder head material	Cast Iron
Crankshaft material	Steel
Valve (exhaust) material	Steel
Governor: type, make/model	KODEC Electronic Control
Frequency regulation, no-load to-full load	Isochronous
Frequency regulation, steady state	±0.25%
Frequency	Fixed
Air cleaner type, all models	Dry

Lubricating System	60 Hz
Type	Full Pressure
Oil pan capacity with filter (initial fill), L (qt.) §	335 (354)
Oil filter: quantity, type §	6, Cartridge
Oil cooler	Water-Cooled
§ Kohler recommends the use of Kohler Genuine oil and filters.	

Fuel System	60 Hz
Fuel supply line, min. ID, mm (in.)	25 (1.0)
Fuel return line, min. ID, mm (in.)	19 (0.75)
Max. fuel flow, Lph (gph)	848 (224.0)
Min./max. fuel pressure at engine supply connection, kPa (in. Hg)	-30/30 (-8.8/8.8)
Maximum diesel fuel lift, m (ft.)	3.7 (12)
Max. return line restriction, kPa (in. Hg)	30 (8.9)
Fuel filter: quantity, type	2, Primary Engine Filter 2, Fuel/Water Separator
Recommended fuel	#2 Diesel ULSD / HVO / RD

Fuel Consumption**	60 Hz
<b>Diesel, Lph (gph) at % load</b>	<b>Standby Rating</b>
100%	632 (167.1)
75%	518 (136.9)
50%	360 (95.2)
25%	210 (55.4)
<b>Diesel, Lph (gph) at % load</b>	<b>Prime Rating</b>
100%	592 (156.5)
75%	463 (122.2)
50%	333 (87.9)
25%	203 (53.7)
** Volumetric Fuel consumption is up to 4% higher when using HVO/RD than #2 ULSD.	

Radiator System	60 Hz	
Ambient temperature, °C (°F)*	50 (122)	40 (104)
Engine jacket water capacity, L (gal.)	356 (94)	
Radiator system capacity, including engine, L (gal.)	643 (170)	539 (142)
Engine jacket water flow, Lpm (gpm)	2082 (550)	
Heat rejected to cooling water at rated kW, dry exhaust, kW (Btu/min.)	820 (46632)	
Charge cooler water flow, Lpm (gpm)	662 (174)	
Heat rejected to charge cooling water at rated kW, dry exhaust, kW (Btu/min.)	730 (41514)	
Water pump type	Centrifugal	
Fan diameter, including blades, mm (in.)	2235 (88)	1901 (75)
Fan, kWm (HP)	90 (120.7)	85 (114)
Max. restriction of cooling air, intake and discharge side of radiator, kPa (in. H <sub>2</sub> O)	0.125 (0.5)	
* Enclosure with enclosed silencer reduces ambient temperature capability by 5°C (9°F).		

Remote Radiator System †	60 Hz
Exhaust manifold type	Dry
Connection sizes:	Class 150 ANSI Flange
Water inlet/outlet, mm (in.)	216 (8.5) Bolt Circle
Intercooler inlet/outlet, mm (in.)	178 (7.0) Bolt Circle
Static head allowable above engine, kPa (ft. H <sub>2</sub> O)	70 (23.5)

† Contact your local distributor for cooling system options and specifications based on your specific requirements.

Exhaust System	60 Hz
Exhaust flow at rated kW, m <sup>3</sup> /min. (cfm)	536 (18928)
Exhaust temperature at rated kW at 25°C (77°F) ambient, dry exhaust, °C (°F)	510 (950)
Maximum allowable back pressure, kPa (in. Hg)	8.5 (2.5)
Exh. outlet size at eng. hookup, mm (in.)	See ADV drawing

Electrical System	60 Hz
Battery charging alternator:	
Ground (negative/positive)	Negative
Volts (DC)	24
Ampere rating	140
Starter motor qty. at starter motor power rating, rated voltage (DC)	Standard: 2 @ 9 kW, 24; Redundant (optional); 2 @ 15 kW, 24
Battery, recommended cold cranking amps (CCA):	
Quantity, CCA rating each, type (with standard starters)	4, 1110, AGM
Quantity, CCA rating each, type (with redundant starters)	8, 1110, AGM
Battery voltage (DC)	12

Air Requirements	60 Hz
Radiator-cooled cooling air, m <sup>3</sup> /min. (scfm)‡	50°C      40°C 2549 (90000)    2321 (82000)
Cooling air required for generator set when equipped with city water cooling or remote radiator, based on 14°C (25°F) rise, m <sup>3</sup> /min. (scfm)‡	1002 (35385)
Combustion air, m <sup>3</sup> /min. (cfm)	191 (6745)
Heat rejected to ambient air:	
Engine, kW (Btu/min.)	120 (6824)
Alternator, kW (Btu/min.)	160 (9099)
‡ Air density = 1.20 kg/m <sup>3</sup> (0.075 lbm/ft <sup>3</sup> )	

Alternator Specifications	60 Hz
Type	4-Pole, Rotating-Field
Exciter type	Brushless, Permanent-Magnet Pilot Exciter
Voltage regulator	Solid-State, Volts/Hz
Insulation:	NEMA MG1, UL 1446, Vacuum Pressure Impregnated (VPI)
Material	Class H, Synthetic, Nonhygroscopic
Temperature rise	130°C, 150°C Standby
Bearing: quantity, type	1 or 2, Sealed
Coupling type	Flexible Disc or Coupling
Amortisseur windings	Full
Alternator winding type (up to 600 V)	Random Wound
Alternator winding type (above 600 V)	Form Wound
Rotor balancing	125%
Voltage regulation, no-load to full-load	±0.25%
Unbalanced load capability	100% of Rated Standby Current
Peak motor starting kVA:	(35% dip for voltages below)
600 V	KH07770TO4D 8654
480 V	KH08430TO4D 9908
4160 V	KH06220TO4D 7529
4160 V	KH07000TO4D 8987
13800 V	KH07630TO4D 5594
13800 V	KH08100TO4D 5087
13800 V	KH09270TO4D 6360

### Alternator Standard Features

- The pilot-excited, permanent magnet (PM) alternator provides superior short-circuit capability.
- All models are brushless, rotating-field alternators.
- NEMA MG1, IEEE, and ANSI standards compliance for temperature rise and motor starting.
- Sustained short-circuit current of up to 300% of the rated current for up to 10 seconds.
- Sustained short-circuit current enabling downstream circuit breakers to trip without collapsing the alternator field.
- Self-ventilated and dripproof construction.
- Superior voltage waveform from two-thirds pitch windings and skewed stator.
- Brushless alternator with brushless pilot exciter for excellent load response.

**NOTE:** See TIB- 102 Alternator Data Sheets for alternator application data and ratings, efficiency curves, voltage dip with motor starting curves, and short circuit decrement curves.

### Controllers



#### APM802 Controller

Provides advanced control, system monitoring, and system diagnostics for optimum performance and compatibility.

- 12-inch graphic display with touch screen and menu control provide easy local data access
- Measurements are selectable in metric or English units
- User language is selectable
- Two USB ports allow connection of a flash drive, mouse, or keypad
- Electrical data, mechanical data, and system settings can be saved to a flash drive
- Ethernet port allows connection to a PC type computer or Ethernet switch
- The controller supports Modbus® RTU and TCP protocols
- NFPA 110 Level 1 capability

Refer to G6-152 for additional controller features and accessories.

Modbus® is a registered trademark of Schneider Electric.



#### APM603 Controller

Provides advanced control, system monitoring, and system diagnostics for optimum performance and compatibility.

- 7-inch graphic display with touch screen and menu control provides easy local data access
- Measurements are selectable in metric or English units
- Paralleling capability to control up to 8 generators on an isolated bus with first-on logic, synchronizer, kW and kVAR load sharing, and protective relays  
Note: Parallel with other APM603 controllers only
- Generator management to turn paralleled generators off and on as required by load demand
- Load management to connect and disconnect loads as required
- Controller supports Modbus® RTU, Modbus® TCP, SNMP and BACnet®
- Integrated voltage regulator with ±0.25% regulation
- Built-in alternator thermal overload protection
- UL-listed overcurrent protective device
- NFPA 110 Level 1 capability

Refer to G6-162 for additional controller features and accessories.

BACnet® is a registered trademark of ASHRAE.

### Codes and Standards

- Engine-generator set is designed and manufactured in facilities certified to ISO 9001.
- Generator set meets NEMA MG1, BS5000, ISO, DIN EN, and IEC standards, NFPA 110.
- Engine generator set is tested to ISO 8528-5 for transient response.
- The generator set and its components are prototype-tested, factory-built, and production-tested.

### Third-Party Compliance

- Tier 2 EPA-Certified for Stationary Emergency Applications

#### Available Approvals and Listings

- California HCAI Pre-Approval
- CSA Certified
- IBC Seismic Certification
- UL 2200 Listing
- cULus
- Florida Dept. of Environmental Protection (FDEP) Compliance (fuel tanks only)

### Warranty Information

- A standard three-year or 1000-hour limited warranty for standby applications. Five-year basic, five-year comprehensive, and ten-year extended limited warranties are also available.
- A standard two-year or 8700-hour limited warranty for prime power applications.

#### Available Warranties for Standby Applications

- 5-Year Basic Limited Warranty
- 5-Year Comprehensive Limited Warranty
- 10-Year Major Components Limited Warranty

### Standard Features

- Closed Crankcase Ventilation (CCV) Filters
- Customer Connection
- Local Emergency Stop Switch
- Oil Drain and Coolant Drain Extension
- Operation and Installation Literature
- Fan Bearing Grease Extension
- Fuel/Water Separator
- Generator Heater
- Spring Isolation Under the Skid

### Available Options

#### Circuit Breakers

- | Type   | Rating   |
|--|--|
| <input type="checkbox"/> Magnetic Trip                         | <input type="checkbox"/> 80%                                     |
| <input type="checkbox"/> Thermal Magnetic Trip                 | <input type="checkbox"/> 100%                                    |
| <input type="checkbox"/> Electronic Trip (LI)                  | <b>Operation</b>   |
| <input type="checkbox"/> Electronic Trip with Short Time (LSI) | <input type="checkbox"/> Manual                                  |
|  | <input type="checkbox"/> Electrically Operated (for paralleling) |

#### Circuit Breaker Mounting

- Generator Mounted
- Remote Mounted
- Bus Bar (for remote mounted breakers)

#### Enclosed Remote Mounted Circuit Breakers

- NEMA 1 (15- 5000 A)
- NEMA 3R (15- 1200 A)

#### Engine Type

- KDxxxx Tier 2 EPA-Certified Engine
- KDxxxx-F Fuel Optimized Engine

#### Approvals and Listings

- California HCAI Pre- Approval
- CSA Certified
- IBC Seismic Certification
- UL 2200 Listing
- cULus
- Florida Dept. of Environmental Protection (FDEP) Compliance (fuel tanks only)

#### Enclosed Unit

- Sound Level 1 Enclosure/Fuel Tank Package
- Sound Level 2 Enclosure/Fuel Tank Package

#### Open Unit

- Exhaust Silencer, Critical
- Exhaust Silencer, Hospital
- Flexible Exhaust Connector, Stainless Steel

#### Controller

- Input/Output, Digital
- Input/Output, Thermocouple (standard on 4160 V and above)
- Load Shed (APM802 only)
- Manual Key Switch
- Remote Emergency Stop Switch
- Lockable Emergency Stop Switch
- Remote Serial Annunciator Panel

#### Cooling System

- Block Heater; 9000 W, 208 V, (Select 1 Ph or 3 Ph) \*
  - Block Heater; 9000 W, 240 V, (Select 1 Ph or 3 Ph) \*
  - Block Heater; 9000 W, 380 V, 3 Ph \*
  - Block Heater; 9000 W, 480 V, (Select 1 Ph or 3 Ph) \*
- \* Required for Ambient Temperatures Below 10°C (50°F)

#### Electrical System

- Battery, AGM (kit with qty. 4)
- Battery Charger
- Battery Heater; 100 W, 120 V, 1Ph
- Battery Rack and Cables
- Redundant Starters

#### Fuel System

- Flexible Fuel Lines
- Restriction Gauge (for fuel/water separator)

#### Literature

- General Maintenance
- NFPA 110
- Overhaul
- Production

#### Miscellaneous

- Air Cleaner, Heavy Duty (loose)
- Air Cleaner Restriction Indicator
- Automatic Oil Replenishment System
- Engine Fluids (oil and coolant) Added
- Centrifugal Oil Filter Assembly
- Rated Power Factor Testing

#### Electrical Package (Requires Enclosure selection)

- Basic Electrical Package (select 1 Ph or 3 Ph)
- Wire Battery Charger (1 Ph)
- Wire Block Heater (select 1 Ph or 3 Ph)
- Wire Controller Heater (1 Ph)
- Wire Generator Heater (1 Ph)

#### Warranty (Standby Applications only)

- 5-Year Basic Limited Warranty
- 5-Year Comprehensive Limited Warranty
- 10-Year Major Components Limited Warranty

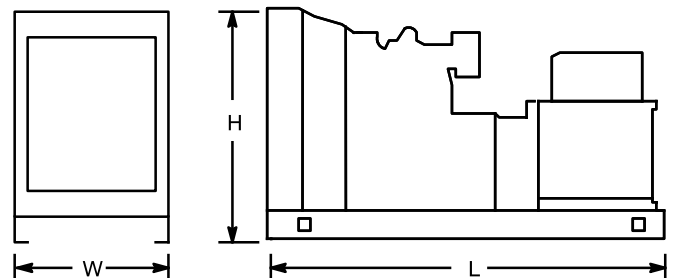
#### Other

- 
- 

#### Dimensions and Weights

Overall Size, max., L x W x H, mm (in.): 6958 x 2915 x 3301  
(273.9 x 114.8 x 130.0)

Weight, radiator model, max. wet, kg (lb.): 27033 (59598)



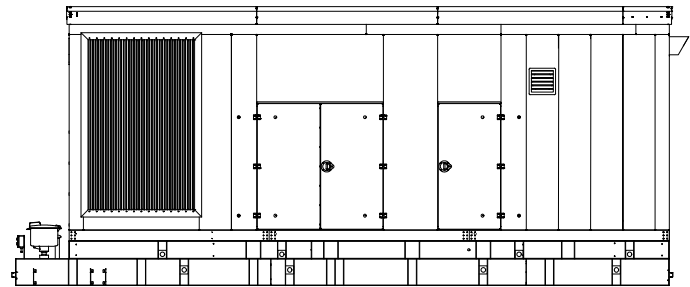
NOTE: This drawing is provided for reference only and should not be used for planning installation. Contact your local distributor for more detailed information.

KOHLER CO., Kohler, Wisconsin 53044 USA  
Phone 920-457-4441, Fax 920-459-1646  
For the nearest sales and service outlet in the  
US and Canada, phone 1-800-544-2444  
KOHLERPower.com

## Sound Enclosures and Subbase Fuel Tank

### Sound Level 1 Enclosure Standard Features

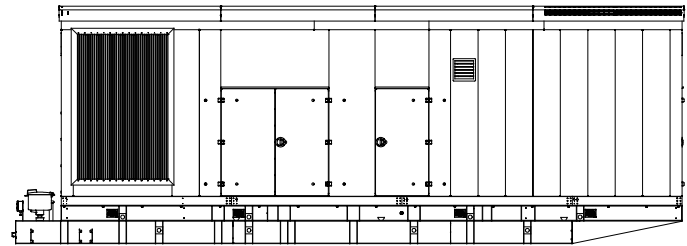
- Lift base or tank-mounted, aluminum construction enclosure with internal-mounted, exhaust silencers.
- Every enclosure has a sloped roof to reduce the buildup of moisture and debris.
- Sound attenuated enclosure that offers noise reduction using acoustic insulation, acoustic-lined air inlets and an acoustic-lined air discharge.
- Fade-, scratch-, and corrosion-resistant Kohler® Power Armor™ automotive-grade textured finish.
- Acoustic insulation that meets UL 94 HF1 flammability classification.
- Enclosure has large access doors that are hinged and removable which allow for easy maintenance.
- Lockable, flush-mounted door latches.
- Air inlet louvers reduce rain and snow entry.
- High wind bracing, 241 kph (150 mph).



**Sound Level 1 Enclosure**  
(Shown with available spill containment)

### Sound Level 2 Enclosure Standard Features

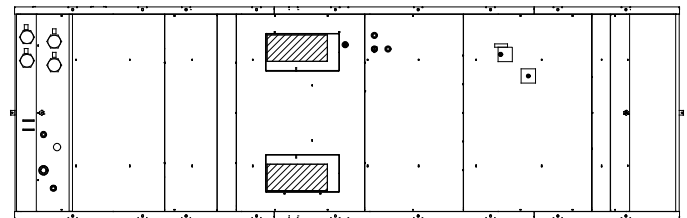
- Includes all of the sound level 1 enclosure features with the addition of up to 51 mm (2 in.) acoustic insulation material, intake sound baffles, vertical air discharge, and secondary silencers.
- Louvered air inlet and vertical outlet hood with 90 degree angles to redirect air and reduce noise.



**Sound Level 2 Enclosure**  
(Shown with available spill containment)

### Subbase Fuel Tank Features

- The fuel tank has a black powder-coat finish texture.
- The above-ground rectangular secondary containment tank mounts directly to the generator set, below the generator set skid (subbase).
- Both the inner and outer tanks have UL-listed emergency relief vents.
- Flexible fuel lines are provided with subbase fuel tank selection.
- The containment tank's construction protects against fuel leaks or ruptures. The inner (primary) tank is sealed inside the outer (secondary) tank. The outer tank contains the fuel if the inner tank leaks or ruptures.
- The above ground secondary containment subbase fuel tank meets UL 142 requirements.
- Features include:
  - Additional fittings for optional accessories (qty. 3)
  - Electrical stub-up area open to bottom
  - Emergency inner and outer tank relief vents
  - Fuel fill with lockable cap and 51 mm (2 in.) riser
  - Fuel leak detection switch
  - Fuel level mechanical gauge
  - Fuel level sender
  - Normal vent
  - Removable engine supply and return diptubes



**Subbase Fuel Tank (Top View)**

**DISTRIBUTED BY:**