

KDxxxx-4 designates a 60 Hz generator set with a Tier 4 EPA-Certified engine.

Ratings Range

		60 Hz	
Standby:	kW	2250- 2500	
	kVA	2812- 3125	
Prime:	kW	2050- 2270	
	kVA	2562- 2838	
Continuous:	kW	1720- 1900	
	kVA	2150- 2375	

Standard Features

- Kohler Co. provides one-source responsibility for the generating system and accessories.
- The generator set and its components are prototype-tested, factory-built, and production-tested.
- The 60 Hz generator set offers a UL 2200 listing.
- The generator set accepts rated load in one step.
- The 60 Hz generator set meets NFPA 110, Level 1, when equipped with the necessary accessories and installed per NFPA standards.
- A standard three-year or 1000-hour limited warranty for standby applications. Five-year basic, five-year comprehensive, and ten-year extended limited warranties are also available.
- A standard two-year or 8700-hour limited warranty for prime power applications. Five-year basic and five-year comprehensive warranties are also available.
- A standard one-year warranty with unlimited hours for continuous power applications.
- Other features:
 - Kohler designed controllers for one-source system integration and remote communication. See Controller on page 4.
 - The low coolant level shutdown prevents overheating (standard on radiator models only).

General Specifications

Orderable Generator Model Number	GMKD2500-4
Manufacturer	Kohler
Engine: model	KD62V12
Alternator Choices	KH06930TO4D KH07000TO4D KH07770TO4D KH08100TO4D KH08430TO4D KH09270TO4D
Performance Class	Per ISO 8528-5
One Step Load Acceptance Voltage	100% Wye, 600 V., 4160 V, or 6600- 13800 V
Controller	APM603
Fuel Tank Capacity, L (gal.)	16383 (4328)
Fuel Consumption, L/hr (gal./hr) 100% at Standby	661 (174.6)
Fuel Consumption, L/hr (gal./hr) 100% at Prime Power	595 (157.2)
Fuel Consumption, L/hr (gal./hr) 100% at Continuous Power	484 (127.8)
DEF Consumption, L/hr (gal./hr) 100% at Standby	46.2 (12.2)
DEF Consumption, L/hr (gal./hr) 100% at Prime Power	53.5 (14.2)
DEF Consumption, L/hr (gal./hr) 100% at Continuous Power	45.9 (12.1)
Emission Level Compliance (KDxxxx)	Tier 4
Open Unit Noise Level @ 7 m dB(A) at Rated Load	—
Data Center Continuous (DCC) Rating (Refer to TIB-101 for definitions)	Same as the Standby Rating below

Generator Set Ratings

Alternator	Voltage	Ph	Hz	150°C Rise Standby Rating		130°C Rise Standby Rating		125°C Rise Prime Rating		105°C Rise Prime Rating		80°C Rise Continuous Rating	
				kW/kVA	Amps	kW/kVA	Amps	kW/kVA	Amps	kW/kVA	Amps	kW/kVA	Amps
KH06930TO4D	277/480	3	60	2500/3125	3759	2500/3125	3759	2270/2838	3414	2270/2838	3414	1890/2362	2842
	347/600	3	60	2500/3125	3008	2500/3125	3008	2270/2838	2731	2250/2812	2706	1880/2350	2262
KH07000TO4D	2400/4160	3	60	2500/3125	434	2500/3125	434	2270/2838	394	2250/2812	391	1880/2350	327
	277/480	3	60	2500/3125	3759	2500/3125	3759	2270/2838	3414	2270/2838	3414	1880/2350	2827
KH07770TO4D	347/600	3	60	2500/3125	3008	2500/3125	3008	2270/2838	2731	2270/2838	2731	1880/2350	2262
	2400/4160	3	60	2500/3125	434	2500/3125	434	2270/2838	394	2270/2838	394	1900/2375	330
KH08430TO4D	240/416	3	60	2500/3125	4338	2500/3125	4338	2270/2838	3939	2270/2838	3939	1880/2350	3262
	277/480	3	60	2500/3125	3759	2500/3125	3759	2270/2838	3414	2270/2838	3414	1880/2350	2827
	347/600	3	60	2500/3125	3008	2500/3125	3008	2270/2838	2731	2270/2838	2731	1890/2362	2273
	2400/4160	3	60	2500/3125	434	2500/3125	434	2270/2838	394	2270/2838	394	1880/2350	327

RATINGS: All three-phase units are rated at 0.8 power factor. *Standby Ratings:* The standby rating is applicable to varying loads for the duration of a power outage. There is no overload capability for this rating. *Prime Power Ratings:* At varying load, the number of generator set operating hours is unlimited. A 10% overload capacity is available for one hour in twelve. Ratings are in accordance with ISO-8528-1 and ISO-3046-1. For limited running time and continuous ratings, consult the factory. Obtain technical information bulletin (TIB-101) for ratings guidelines, complete ratings definitions, and site condition derates. The generator set manufacturer reserves the right to change the design or specifications without notice and without any obligation or liability whatsoever.



Industrial Diesel Generator Set - KD2500-4

Tier 4 EPA-Certified for Stationary, Prime, Continuous Applications

Alternator	Voltage	Ph	Hz	130°C Rise Standby Rating		105°C Rise Prime Rating		80°C Rise Continuous Rating	
				kW/kVA	Amps	kW/kVA	Amps	kW/kVA	Amps
KH08100TO4D	3810/6600	3	60	2500/3125	274	2270/2838	249	1880/2350	206
	7200/12470	3	60	2250/2812	131	2050/2562	119	1710/2138	100
	7620/13200	3	60	2380/2975	131	2180/2725	120	1820/2275	100
	7970/13800	3	60	2500/3125	131	2270/2838	119	1880/2350	99
KH09270TO4D	3810/6600	3	60	2500/3125	274	2270/2838	249	1890/2362	207
	7200/12470	3	60	2500/3125	145	2270/2838	132	1880/2350	109
	7620/13200	3	60	2500/3125	137	2270/2838	125	1880/2350	103
	7970/13800	3	60	2500/3125	131	2270/2838	119	1880/2350	99

Engine Specifications	60 Hz
Manufacturer	Kohler
Engine: model	KD62V12-6CNS KD62V12-6CNP KD62V12-6CNC
Engine: type	4-Cycle, Turbocharged, Intercooled
Cylinder arrangement	12-V
Displacement, L (cu. in.)	62 (3783)
Bore and stroke, mm (in.)	175 x 215 (6.89 x 8.46)
Compression ratio	16.0:1
Piston speed, m/min. (ft./min.)	774 (2539)
Main bearings: quantity, type	7, Precision Half Shells
Rated rpm	1800
Max. power at rated rpm, kWm (BHP)	2700 (3621)
Cylinder head material	Cast Iron
Crankshaft material	Steel
Valve (exhaust) material	Steel
Governor: type, make/model	KODEC Electronic Control
Frequency regulation, no-load to-full load	Isochronous
Frequency regulation, steady state	±0.25%
Frequency	Fixed
Air cleaner type, all models	Dry

Lubricating System	60 Hz
Type	Full Pressure
Oil pan capacity with filter (initial fill), L (qt.) §	335 (354)
Oil filter: quantity, type §	6, Cartridge
Oil cooler	Water-Cooled
§ Kohler recommends the use of Kohler Genuine oil and filters.	

Fuel System	60 Hz
Fuel supply line, min. ID, mm (in.)	25 (1.0)
Fuel return line, min. ID, mm (in.)	19 (0.75)
Max. fuel flow, Lph (gph)	881 (232.7)
Min./max. fuel pressure at engine supply connection, kPa (in. Hg)	- 50/50 (- 14.8/14.8)
Max. return line restriction, kPa (in. Hg)	30 (8.9)
Fuel filter: quantity, type	2, Primary Engine Filter 2, Fuel/Water Separator
Recommended fuel	#2 Diesel ULSD

	Diesel Fuel Consumption	DEF Consumption
	Standby Rating	Standby Rating
% load	Lph (gph)	Lph (gph)
100%	661 (174.6)	46.2 (12.2)
75%	479 (126.5)	45.5 (12.0)
50%	334 (88.1)	35.0 (9.3)
25%	195 (51.4)	19.5 (5.1)
10%	108 (28.5)	9.7 (2.6)
	Prime Rating	Prime Rating
% load	Lph (gph)	Lph (gph)
100%	595 (157.2)	53.5 (14.2)
75%	440 (116.2)	44.0 (11.6)
50%	310 (82.0)	32.6 (8.6)
25%	184 (48.7)	18.4 (4.9)
10%	107 (28.2)	9.6 (2.5)
	Continuous Rating	Continuous Rating
% load	Lph (gph)	Lph (gph)
100%	484 (127.8)	45.9 (12.1)
75%	372 (98.2)	37.2 (9.8)
50%	265 (69.9)	27.8 (7.3)
25%	159 (42.1)	15.1 (4.0)
10%	95 (25.1)	8.6 (2.3)

Radiator System	60 Hz	
Ambient temperature, °C (°F)*	50 (122)	40 (104)
Engine jacket water capacity, L (gal.)	356 (94)	
Radiator system capacity, including engine, L (gal.)	643 (170)	539 (142)
Engine jacket water flow, Lpm (gpm)	2082 (550)	
	ESP 920 (52320)	
Heat rejected to cooling water at rated kW, dry exhaust, kW (Btu/min.)	PRP 850 (48339)	
	COP 770 (43790)	
Charge cooler water flow, Lpm (gpm)	662 (174)	
	ESP 870 (49476)	
Heat rejected to charge cooling water at rated kW, dry exhaust, kW (Btu/min.)	PRP 750 (42652)	
	COP 530 (30141)	
Water pump type	Centrifugal	
Fan diameter, including blades, mm (in.)	2235 (88)	1901 (75)
Fan, kWm (HP)	90 (120.7)	85 (114)
Max. restriction of cooling air, intake and discharge side of radiator, kPa (in. H ₂ O)	0.125 (0.5)	

* Enclosure with enclosed silencer reduces ambient temperature capability by 5°C (9°F).

Remote Radiator System†	60 Hz
Exhaust manifold type	Dry
Connection sizes:	Class 150 ANSI Flange
Water inlet/outlet, mm (in.)	216 (8.5) Bolt Circle
Intercooler inlet/outlet, mm (in.)	178 (7.0) Bolt Circle
Static head allowable above engine, kPa (ft. H ₂ O)	70 (23.5)
† Contact your local distributor for cooling system options and specifications based on your specific requirements.	

Exhaust System	60 Hz
Exhaust flow at rated kW, m ³ /min. (cfm)	551 (19468)
Exhaust temperature at rated kW at 25°C (77°F) ambient, dry exhaust, °C (°F)	490 (914)
Maximum allowable back pressure, kPa (in. Hg)	See TIB- 119
Exh. outlet size at eng. hookup, mm (in.)	See ADV drawing

Electrical System	60 Hz
Battery charging alternator:	
Ground (negative/positive)	Negative
Volts (DC)	24
Ampere rating	140
Starter motor qty. at starter motor power rating, rated voltage (DC)	Standard: 2 @ 9 kW, 24; Redundant (optional); 2 @ 15 kW, 24
Battery, recommended cold cranking amps (CCA):	
Quantity, CCA rating each, type (with standard starters)	4, 1110, AGM
Quantity, CCA rating each, type (with redundant starters)	8, 1110, AGM
Battery voltage (DC)	12

Air Requirements	60 Hz
Radiator-cooled cooling air, m ³ /min. (scfm)‡	50°C 40°C 2549 (90000) 2321 (82000)
Cooling air required for generator set when equipped with city water cooling or remote radiator, based on 14°C (25°F) rise, m ³ /min. (scfm)‡	1116 (39398) ESP 207 (7310) PRP 194.3 (6863) COP 168 (5943)
Combustion air, m ³ /min. (cfm)	
Heat rejected to ambient air:	
Engine, kW (Btu/min.)	ESP 130 (7393) PRP 120 (6824) COP 100 (5687)
Alternator, kW (Btu/min.)	160 (9099)

‡ Air density = 1.20 kg/m³ (0.075 lbf/ft³)

Alternator Specifications	60 Hz
Type	4-Pole, Rotating-Field
Exciter type	Brushless, Permanent-Magnet Pilot Exciter
Voltage regulator	Solid-State, Volts/Hz
Insulation:	NEMA MG1, UL 1446, Vacuum Pressure Impregnated (VPI)
Material	Class H, Synthetic, Nonhygroscopic
Temperature rise	130°C, 150°C Standby
Bearing: quantity, type	1 or 2, Sealed
Coupling type	Flexible Disc or Coupling
Amortisseur windings	Full
Alternator winding type (up to 600 V)	Random Wound
Alternator winding type (above 600 V)	Form Wound
Rotor balancing	125%
Voltage regulation, no-load to full-load	±0.25%
Unbalanced load capability	100% of Rated Standby Current
Peak motor starting kVA:	(35% dip for voltages below)
480 V	KH06930TO4D 5990
480 V	KH07770TO4D 7170
480 V	KH08430TO4D 9908

Alternator Standard Features

- The pilot-excited, permanent magnet (PM) alternator provides superior short-circuit capability.
- All models are brushless, rotating-field alternators.
- NEMA MG1, IEEE, and ANSI standards compliance for temperature rise and motor starting.
- Sustained short-circuit current of up to 300% of the rated current for up to 10 seconds.
- Sustained short-circuit current enabling downstream circuit breakers to trip without collapsing the alternator field.
- Self-ventilated and dripproof construction.
- Superior voltage waveform from two-thirds pitch windings and skewed stator.
- Brushless alternator with brushless pilot exciter for excellent load response.

NOTE: See TIB- 102 Alternator Data Sheets for alternator application data and ratings, efficiency curves, voltage dip with motor starting curves, and short circuit decrement curves.

Controller



APM603 Controller

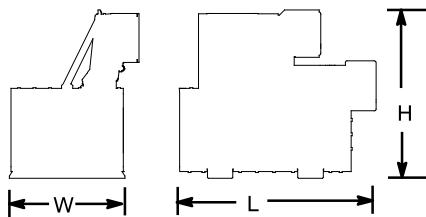
Provides advanced control, system monitoring, and system diagnostics for optimum performance and compatibility.

- 7-inch graphic display with touch screen and menu control provides easy local data access
- Measurements are selectable in metric or English units
- Paralleling capability to control up to 8 generators on an isolated bus with first-on logic, synchronizer, kW and kVAR load sharing, and protective relays
Note: Parallel with other APM603 controllers only
- Generator management to turn paralleled generators off and on as required by load demand
- Load management to connect and disconnect loads as required
- Controller supports Modbus® RTU, Modbus® TCP, SNMP and BACnet®
- Integrated voltage regulator with ±0.25% regulation
- Built-in alternator thermal overload protection
- UL-listed overcurrent protective device
- NFPA 110 Level 1 capability

Refer to G6-162 for additional controller features and accessories.

BACnet® is a registered trademark of ASHRAE.

Diesel Exhaust Fluid (DEF) Tank



Approximate size, L x W x H, mm(in.): 1868 x 1042 x 1479
(73.5 x 41.0 x 58.2)

Tank weight (dry), kg (lb.): 420.6 (927 lb)

Fillable volume: 224 gallons

Consumable volume: 164 gallons

Material: Stainless steel

Codes and Standards

- Engine-generator set is designed and manufactured in facilities certified to ISO 9001.
- Generator set meets NEMA MG1, BS5000, ISO, DIN EN, and IEC standards, NFPA 110.
- Engine generator set is tested to ISO 8528-5 for transient response.
- The generator set and its components are prototype-tested, factory-built, and production-tested.

Third-Party Compliance

- Tier 4 EPA-Certified for Stationary, Prime, and Continuous Applications

Available Approvals and Listings

- CSA Certified
- UL 2200 Listing

Warranty Information

- A standard three-year or 1000-hour limited warranty for standby applications. Five-year basic, five-year comprehensive, and ten-year extended limited warranties are also available.
- A standard two-year or 8700-hour limited warranty for prime power applications. Five-year basic and five-year comprehensive warranties are also available.
- A standard one-year warranty with unlimited hours for continuous power applications.

Available Warranties for Standby Applications

- 5-Year Basic Limited Warranty
- 5-Year Comprehensive Limited Warranty
- 10-Year Major Components Limited Warranty

Available Warranties for Prime Applications

- 5-Year Basic Limited Warranty
- 5-Year Comprehensive Limited Warranty

Standard Features

- Closed Crankcase Ventilation (CCV) Filters
- Customer Connection
- Local Emergency Stop Switch
- Oil Drain and Coolant Drain Extension
- Operation and Installation Literature
- Fan Bearing Grease Extension
- Fuel/Water Separator
- Generator Heater
- Spring Isolation Under the Skid
- Battery Rack and Cables

Available Options

Circuit Breakers

- | Type | Rating |
|---|--|
| <input type="checkbox"/> Magnetic Trip | <input type="checkbox"/> 80% |
| <input type="checkbox"/> Thermal Magnetic Trip | <input type="checkbox"/> 100% |
| <input type="checkbox"/> Electronic Trip (LI) | Operation |
| <input type="checkbox"/> Electronic Trip with Short Time (LSI) | <input type="checkbox"/> Manual |
| <input type="checkbox"/> Electronic Trip with Ground Fault (LSIG) | <input type="checkbox"/> Electrically Operated (for paralleling) |

Circuit Breaker Mounting

- Generator Mounted
- Remote Mounted
- Bus Bar (for remote mounted breakers)

Enclosed Remote Mounted Circuit Breakers

- NEMA 1 (15- 5000 A)
- NEMA 3R (15- 1200 A)

Engine Type

- KDxxxx Tier 4 EPA- Certified Engine

Approvals and Listings

- CSA Certified
- IBC Certification Request—Contact Factory
- UL 2200 Listing
- cULus Listing (fuel tanks only)
- Florida Dept. of Environmental Protection (FDEP) Compliance (fuel tanks only)

Enclosed Unit

- Sound Level 2 Enclosure/Fuel Tank Package

Controller

- Input/Output, Digital
- Input/Output, Thermocouple
- Manual Key Switch
- Remote Emergency Stop Switch
- Lockable Emergency Stop Switch
- Remote Serial Annunciator Panel

Cooling System

- Block Heater; 9000 W, 208 V, (Select 1 Ph or 3 Ph) *
 - Block Heater; 9000 W, 240 V, (Select 1 Ph or 3 Ph) *
 - Block Heater; 9000 W, 380 V, 3 Ph *
 - Block Heater; 9000 W, 480 V, (Select 1 Ph or 3 Ph) *
- * Required for Ambient Temperatures Below 10°C (50°F)

Electrical System

- Battery, 4/12 V, AGM (kit with qty. 4)
- Battery Charger
- Battery Heater; 100 W, 120 V, 1Ph
- Redundant Starters
- DEF Tank Heater
- Load Bank, 300 kW / 350 kW
[Recommended for Ambient Temperature > - 5°C (23°F)]
- Load Bank, 600 kW / 650 kW
[Recommended for Ambient Temperature < - 5°C (23°F)]

Fuel System

- Flexible Fuel Lines
- Dual Fuel/Water Separator
- Restriction Gauge (for fuel/water separator)

Literature

- General Maintenance
- NFPA 110
- Overhaul
- Production

Miscellaneous

- Air Cleaner, Heavy Duty
- Air Cleaner Restriction Indicator
- Automatic Oil Replenishment System
- Engine Fluids (oil and coolant) Added
- Rated Power Factor Testing
- Weld- On Flange, DIN300
- Weld- On Flange, DEF Tank

Electrical Package (Requires Enclosure selection)

- Basic Electrical Package (select 1 Ph or 3 Ph)
- Wire Battery Charger (1 Ph)
- Wire Block Heater (select 1 Ph or 3 Ph)
- Wire Power Supply
- Wire Generator Heater (1 Ph)

Warranty (Standby Applications only)

- 5-Year Basic Limited Warranty
- 5-Year Comprehensive Limited Warranty
- 10-Year Major Components Limited Warranty

Warranty (Prime Applications only)

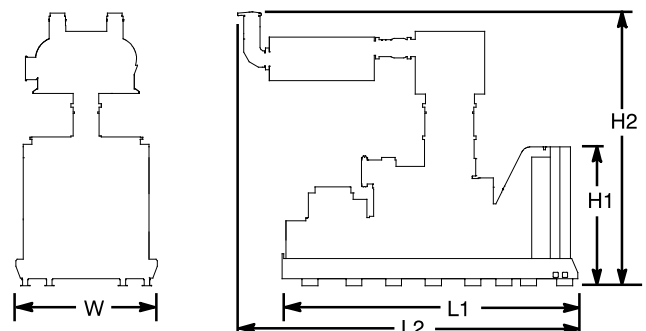
- 5-Year Basic Limited Warranty
- 5-Year Comprehensive Limited Warranty

Other

-

Dimensions and Weights

Generator set size, max., L1 x W x H1, mm (in.):	6958 x 3210 x 3301 (273.9 x 126.4 x 130)
With rear-facing SCR, max., L2 x W x H2, mm (in.):	7696 x 3210 x 6216 (302.9 x 126.4 x 244.7)
Weight, radiator model, max. wet, kg (lb.):	27033 (59598)
Weight, with radiator and SCR, max. wet, kg (lb.):	29185 (64341)



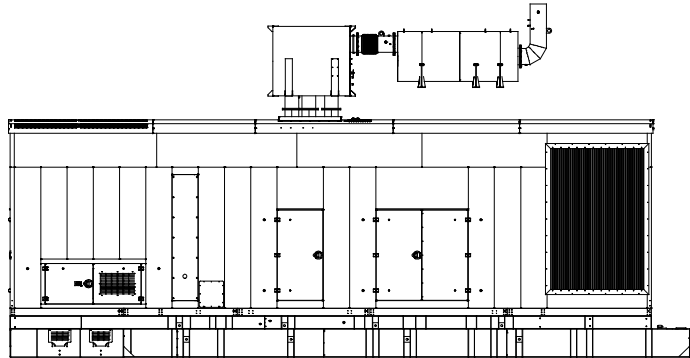
NOTE: This drawing is provided for reference only and should not be used for planning installation. Contact your local distributor for more detailed information.

KOHLER CO., Kohler, Wisconsin 53044 USA
Phone 920-457-4441, Fax 920-459-1646
For the nearest sales and service outlet in the
US and Canada, phone 1-800-544-2444
KOHLERPower.com

Sound Enclosures and Subbase Fuel Tank

Sound Level 2 Enclosure Standard Features

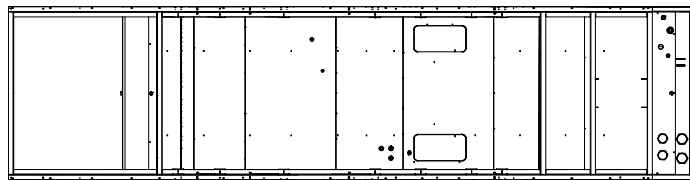
- Lift base or tank-mounted, aluminum construction enclosure with internal-mounted, exhaust silencers.
- Every enclosure has a sloped roof to reduce the buildup of moisture and debris.
- Sound attenuated enclosure that offers noise reduction using up to 51 mm (2 in.) acoustic insulation material, acoustic-lined air inlets, an acoustic-lined air discharge intake sound baffles, vertical air discharge, and secondary silencers.
- Fade-, scratch-, and corrosion-resistant Kohler® Power Armor™ automotive-grade textured finish.
- Acoustic insulation that meets UL 94 HF1 flammability classification.
- Enclosure has large access doors that are hinged and removable which allow for easy maintenance.
- Lockable, flush-mounted door latches.
- Air inlet louvers reduce rain and snow entry.
- High wind bracing, 241 kph (150 mph).
- Louvered air inlet and vertical outlet hood with 90 degree angles to redirect air and reduce noise.



Sound Level 2 Enclosure
(Shown with available spill containment)

Subbase Fuel Tank Features

- The fuel tank has a Power Armor Plus™ textured epoxy-based rubberized coating.
- The above-ground rectangular secondary containment tank mounts directly to the generator set, below the generator set skid (subbase).
- Both the inner and outer tanks have UL-listed emergency relief vents.
- Flexible fuel lines are provided with subbase fuel tank selection.
- The containment tank's construction protects against fuel leaks or ruptures. The inner (primary) tank is sealed inside the outer (secondary) tank. The outer tank contains the fuel if the inner tank leaks or ruptures.
- The above ground secondary containment subbase fuel tank meets UL 142 requirements.
- Features include:
 - Additional fittings for optional accessories (qty. 3)
 - Electrical stub-up area open to bottom
 - Emergency inner and outer tank relief vents
 - Fuel fill with lockable cap and 51 mm (2 in.) riser
 - Fuel leak detection switch
 - Fuel level mechanical gauge
 - Fuel level sender
 - Normal vent
 - Removable engine supply and return diptubes



Subbase Fuel Tank (Top View)

DISTRIBUTED BY: